



YAMAHA POWERED LOUDSPEAKERS

POWERED LOUDSPEAKERS

DZR SERIES

POWERED SUBWOOFERS

DXS XLF SERIES

POWERED LOUDSPEAKERS

DXR mk3 SERIES

POWERED SUBWOOFERS

DXS mk3 SERIES

POWERED LOUDSPEAKERS

DHR SERIES

POWERED LOUDSPEAKERS

DBR SERIES

POWERED SPEAKER

DXL1K

D SERIES LINEUP

A LINEUP THAT SUPPORTS A VARIETY OF APPLICATIONS.

POWERED LOUDSPEAKERS
DXR mk3 SERIES
 DXR15mk3 DXR12mk3 DXR10mk3

Power ●●●●●
 Portability ●●●●●
 Function ●●●●●



POWERED LOUDSPEAKERS
DZR SERIES
 DZR315/315-D DZR15/15-D DZR12/12-D DZR10/10-D

Power ●●●●●
 Portability ●●●●●
 Function ●●●●●



POWERED LOUDSPEAKERS
DBR SERIES
 DBR15 DBR12 DBR10

Power ●●●●●
 Portability ●●●●●
 Function ●●●●●



POWERED SUBWOOFERS
DXS XLF SERIES
 DXS18XLF/DXS18XLF-D DXS15XLF/DXS15XLF-D

Power ●●●●●
 Portability ●●●●●
 Function ●●●●●



POWERED SUBWOOFERS
DXS mk3 SERIES
 DXS18mk3 DXS15mk3 DXS12mk3

Power ●●●●●
 Portability ●●●●●
 Function ●●●●●



POWERED LOUDSPEAKERS
DHR SERIES
 DHR15 DHR12 DHR10 DHR15M DHR12M

Power ●●●●●
 Portability ●●●●●
 Function ●●●●●



PLASTIC CABINET

PLYWOOD CABINET

MORE POWERFUL, MORE FUNCTIONAL

D SERIES LINEUP


THE POWER OF “D”

Our development team took full advantage of a number of advanced digital technologies, both new and refined, based on Yamaha’s extensive experience accumulated over many long years of developing professional audio equipment. Everything from the detailed management of crossover, EQ and time alignment to the limiter settings, protection functions and precise dynamic control of the sound, was subjected to endless simulation, in-house and field testing to ensure that these speakers produce the highest level of sound quality at the highest output levels possible. Combined with Yamaha’s advanced analog signal processing and acoustic technologies, the Power of “D” delivers ultimate performance.

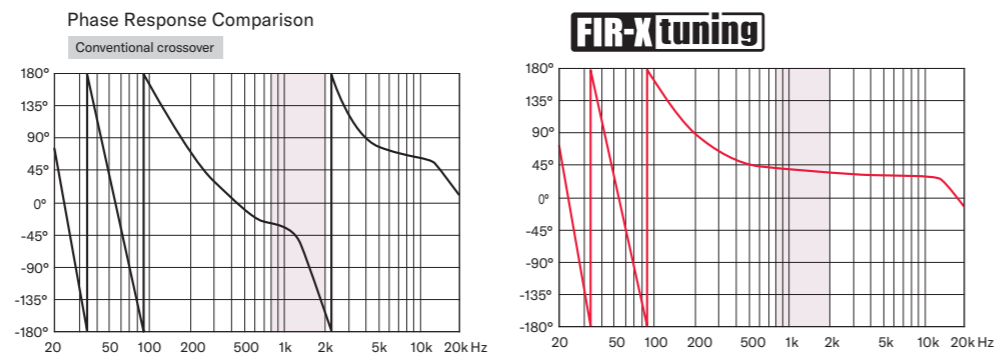
Ultra-Precise DSP Processing for High Definition Sound

All full-range models feature Yamaha’s proprietary FIR-X tuning™ utilizing linear phase FIR* filters for the crossover. FIR-X tuning™ simultaneously optimizes frequency and phase response while adjusting the time alignment between the HF and LF transducers. This creates a very smooth response around the crossover point, providing much better clarity and imaging than what is possible with conventional crossovers.

All signals are precisely processed by a high-performance processor for high-definition sound quality. All full-range models and DXS subwoofers employ high-precision 24bit discrete A/D and D/A converters with superior S/N ratio and dynamic range.



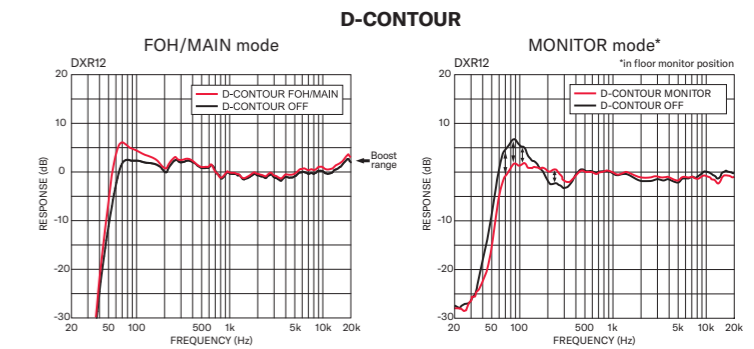
*Finite impulse response



Intelligent Dynamic Control for Consistent Clarity at Any Output Level

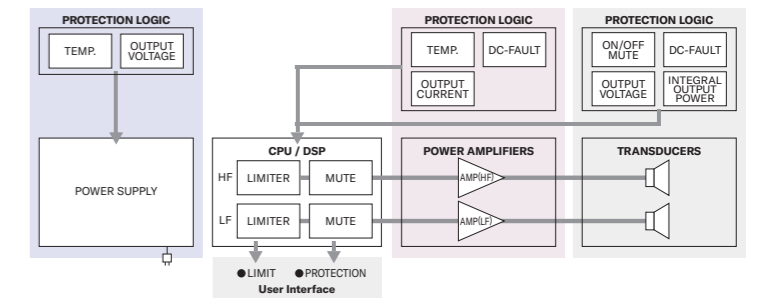
D-CONTOUR is an intelligent multi-band dynamics processor that gives you powerful and consistent sound throughout all output levels. By constantly monitoring the output of multiple frequency bands, DZR, DXR, DHR and DBR speakers calculate and dynamically apply the optimum adjustments for each, maintaining outstanding clarity and musicality from low all the way to maximum SPL levels.

With the DXR and DBR Series, D-CONTOUR provides a more detailed tuning of your sound with two different settings: FOH/MAIN mode or MONITOR mode. FOH/MAIN mode boosts low-frequency to compensate for low-end that is typically missing when speakers are used in suspended applications or mounted on a speaker stand. MONITOR mode is completely optimized for floor monitor application by intelligently taming down the low-frequency that builds up due to floor reflection to give you stunning clarity or monitoring your sound. Both of these presets were perfected by performing countless listening tests with skilled sound engineers, delivering consistent sound with minimal distortion at any output level.



Extensive DSP Protection Functions for Maximum Output

During the development of the DZR, DXR, DHR, DBR and DXS Series, we measured and tested the durability of each transducer and the overall amp output through numerous indoor and outdoor listening tests. Based on the results, we were able to set the optimal limiter point for each model using precise DSP control. In addition to the optimized limiting our powered loudspeakers employ many of the same protection functions used in our top-class TXn Series professional power amplifiers. A microprocessor and high-power DSP monitor the status of the power supply, power amplifiers, transducers and ongoing signals, to protect all aspects of each component. As a result, these speakers can perform to their full potential while ensuring reliable operation in even the most severe conditions.



THE POWER OF “D”




AMPLIFIER AND SPEAKER TECHNOLOGIES

Yamaha loudspeakers don't owe their superb audio performance to cutting-edge DSP technology alone. Only in combination with the very best amplifier units and Yamaha's accrued knowledge of acoustic technologies can these speakers operate at such a consistent, reliable level of performance.

High-Efficiency Class-D Amplifier to deliver the Best-in-class Power

All full-range models feature Yamaha's proprietary FIR-X tuning™ utilizing linear phase FIR* filters for the crossover. FIR-X tuning™ simultaneously optimizes frequency and phase response while adjusting the time alignment between the HF and LF transducers. This creates a very smooth response around the crossover point, providing much better clarity and imaging than what is possible with conventional crossovers.

All signals are precisely processed by a high-performance processor for high-definition sound quality. All full-range models and DXS subwoofers employ high-precision 24bit discrete A/D and D/A converters with superior S/N ratio and dynamic range



Custom Designed Transducers for High-Definition Sound

Choosing the right transducer can have a considerable impact on the overall sound of a speaker and it's not a task our team took lightly. All DZR, DXR, DHR, DBR and DXS transducers were meticulously selected and thoroughly customized in order to deliver the best possible performance. The detailed characteristics and behavior of each transducer were fully analyzed and evaluated with sophisticated computer simulations in order to help realize their full performance potential.

The high power output woofers deliver minimal distortion and defined, deep bass, while the precision compression drivers produce accurate midrange and high frequencies up to 20kHz.



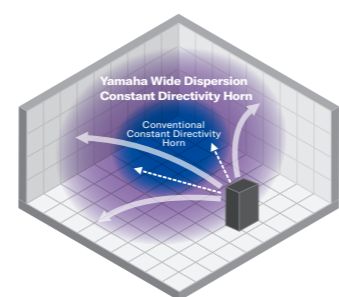
Rugged Enclosure Design for Optimal Acoustic Performance

The durability, materials, and shape of the enclosure have a profound effect on the overall sound of the speaker. Even if high-quality amplifiers and transducers are used, a lack of durability, or errant design of the enclosure will create unwanted resonance and noise. By drawing from Yamaha's extensive history of developing loudspeakers and studio monitors, we carefully simulated and designed highly durable cabinets that eliminate unwanted resonance, and help deliver high-definition sound regardless of the output levels.



Wide Dispersion Constant Directivity Horn for Consistent Sound Dispersal

The extremely accurate constant directivity horn was designed with the goal of minimizing the radiation pattern deterioration in oblique directions that other, more conventional horns are prone to. This can help to achieve a more ideal coverage area without irregularities. With Yamaha's wide dispersion constant directivity horn, sound expands in a more rectangular pattern, evenly dispersing wide-frequency sound to the outer-most edges of the coverage area.




POWER AND PERFORMANCE. INTEGRATED.

The culmination of all Yamaha's accrued sound reinforcement, acoustics, and signal processing technology expertise—particularly with the introduction of our Dante-enabled models— DZR represents Yamaha's first fully-integrated, smart/editable speaker range of professional, powered loudspeakers.



High power 2000W Class-D amplification

The all new, highly efficient Class-D amplification module produces best-in-class 2000W of power and impressive 143dB SPL. A universal switching mode power supply with PFC maximizes the power output while ensuring stable and worry-free operation. All the amplifiers were selected and optimized to match the full-range DZR's high, mid (only for DZR315), and low frequency transducers, while separate, customized amps were developed for the DXS-XLF subwoofers as well.



Utilities for safe and secure operation

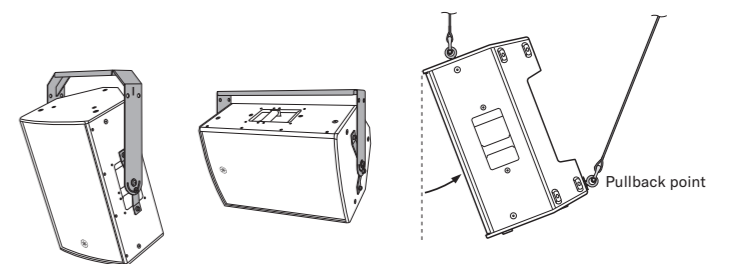
DZR Series make it fast and easy to configure panel settings and transfer data via USB, and also feature a panel locking function to keep your settings safe. Users can even export information such as internal device and log data to USB for rapid troubleshooting should difficulties arise.



U Brackets for vertical or horizontal mounting

DZR Series loudspeakers offer plenty of rigging points, allowing for rigged application with U Bracket and standard eyebolts*. Please refer to the specifications for details.

*Eyebolts not included.



*You can use the U-bracket in combination with optional brackets sold separately. For more information, visit the following Yamaha Pro Audio website. <https://www.yamahaproaudio.com/>

	Power ¹	Maximum SPL ²	Frequency Range (-10dB)	LF	MF	HF	Coverage Angle
DZR315/315-D	2000W	143dB SPL	31Hz - 20kHz	15" Cone, 3" VC	8" Cone	2" VC, 1" Throat	H75° x V50°
DZR15/15-D	2000W	139dB SPL	34Hz - 20kHz	15" Cone, 3" VC	-	2" VC, 1" Throat	H90° x V50° (Rotatable)
DZR12/12-D	2000W	139dB SPL	39Hz - 20kHz	12" Cone, 3" VC	-	2" VC, 1" Throat	H90° x V60° (Rotatable)
DZR10/10-D	2000W	137dB SPL	44Hz - 20kHz	10" Cone, 3" VC	-	2" VC, 1" Throat	H90° x V60° (Rotatable)

¹ Dynamic power ² Measured Maximum SPL (peak)

Smart design for professional functionality

DZR15, DZR12 and DZR10 speakers feature a rotatable horn to allow vertical or horizontal mounting to further adapt to the acoustic dimensions of a venue. The coverage angle of the DZR15 is 90x50° and the DZR12 and DZR10 have 90x60° dispersion from a vertical position. The constant directivity horns were designed with the goal of providing smooth, level coverage across the intended coverage area, minimizing roll-off that is common in conventional horn designs.

Our newly developed proprietary LF transducers use large 3" voice coils, cast aluminum frames, and a very strong, lightweight neodymium magnet to handle high power and provide powerful low frequency response despite the lightweight construction. The performance is tightly controlled, particularly in the mid-bass and vocal range, assuring overall response is powerful and distortion-free even at the highest outputs.

The HF transducers are comprised of a 2" voice coil and 1" throat compression driver, a titanium diaphragm and Neodymium magnet housed in a durable heat-resistant aluminum cast frame. The MF transducer for the 3-way DZR315 models feature an 8" Cone and 1.5" voice coil providing better efficiency and super-low distortion for the low-mid frequencies, and contributing to the extraordinarily high 143dB maximum SPL and the clarity of the sound.



The cabinets are constructed from a high grade 15mm thick plywood then painted with an extremely durable, military grade Polyurea coating. The enclosures of the full-range speakers also feature butterfly joints for added strength and cabinet vibration reduction, as well as a wide, flare-shaped port that helps to minimize port noise even at very high output levels. The enclosure design for the DZR15, DZR12 and each of their Dante models, enables mirror-mode monitor placement that produces a symmetrical sound field for the performer, creating a larger, more defined "sweet spot" than conventional monitoring configurations (DZR10/DZR10-D are asymmetric). Used in either a balanced dual-mono configuration or a stereo monitor mix setup, mirror-mode floor monitoring can enhance your playing and performance considerably.

	Coverage Angle		Rotatable	Monitor Angle	Mirroring
	H	V			
DZR315/315-D	75°	50°	-	-	-
DZR15/15-D	90°	50°		50°	•
DZR12/12-D	90°	50°		50°	•
DZR10/10-D	90°	50°		50°	-

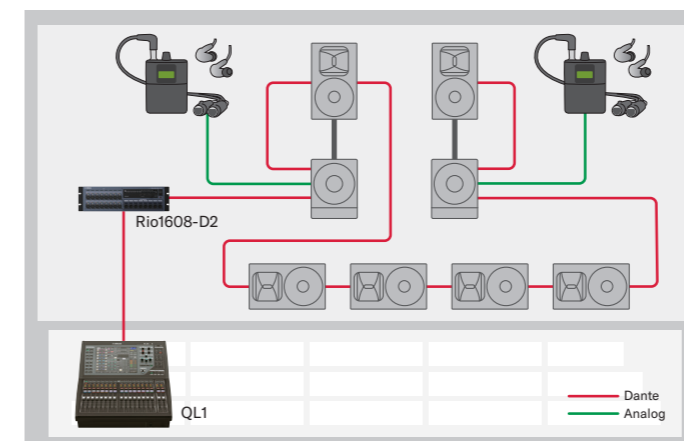


The first Dante-equipped professional SR loudspeakers

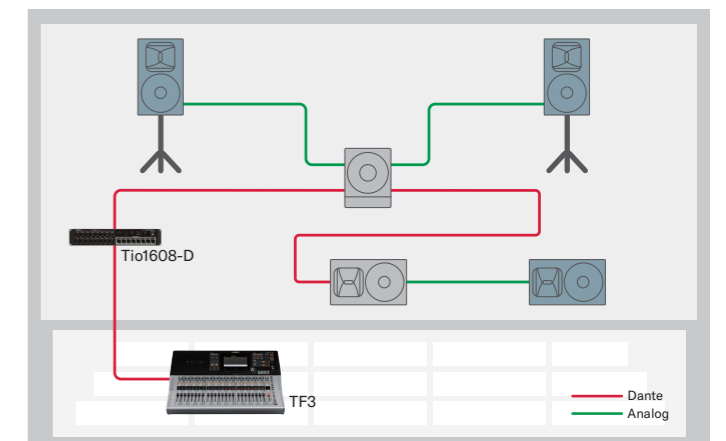
All DZR speakers and DXS-XLF subwoofers come in Dante-equipped "D" models enabling smart system integration with Yamaha consoles and other Dante devices via the Dante I/O (2in/2out) which also features SRC (sample rate conversion) allowing 48kHz device compatibility. Patching is simplified considerably with Yamaha CL/QL digital mixing consoles from the I/O device display, while TF console users can select Quick Config for surprisingly fast, easy set up and operation of a sophisticated sound reinforcement system. Combining the Analog I/O with Dante I/O, opens up flexible routing and system configuration options, while the Dante break-IN and break-OUT functions add even more flexibility by acting as a simple I/O box. What's more, Yamaha's customizable control panel software "ProVisionare Control" for windows and "ProVisionare Touch" for iPad are also Dante compatible, adding more simple remote management of your sound reinforcement system.



Full Dante Connection



Mixed Connection



POWERED SUBWOOFERS

DXS XLF SERIES

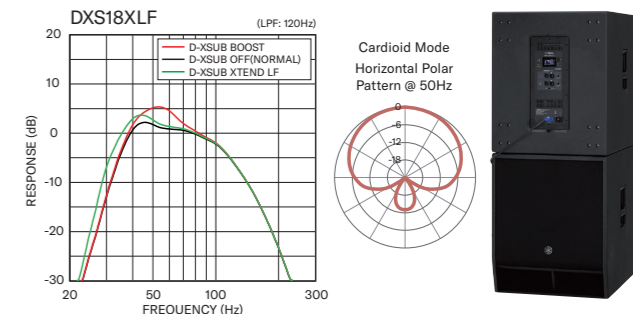
DXS18XLF/18XLF-D DXS15XLF/15XLF-D

HOW LOW CAN YOU GO?

Not for the faint of heart, the newest DXS-XLF go deeper than any model before, with an extended low frequency of 30Hz— perfect for professional touring musicians, DJ's, and sound engineers who need that extra-low, thundering bottom end that you just can't get from other subwoofers in this class. Flexible DSP and a bass-reflex cabinet design with a wide, flared port ensure your lower frequencies maintain outstanding clarity and musicality even when the volume is cranked.

Powerful DSP for flexible control

Like the full-range DZR models, the DXS-XLF subwoofers are also driven by 96kHz high power DSP processors and utilize dynamic EQ. Onboard D-XSUB LF processing gives you total management of your lower frequencies with NORMAL mode set for ideally balanced low-frequency response, while BOOST mode provides a tighter and more focused bass with some extra punch. XTENDED LF mode drops the low-end frequencies down even further for thunderous bottom end that delivers a low frequency extension unheard of from a cabinet of this size. Usually the higher the output, the more difficult it is to manage low frequency energy directivity, and significant stage-side sound pressure levels can seriously sabotage your monitoring, but with DXS-XLF setups consisting of two or more subwoofers, selecting the Cardioid Mode effectively decreases the sound pressure on stage while increasing the bottom-end output directed towards the audience, resulting in a much cleaner stage monitoring environment. Without a doubt, your DZR full-range system will reach new performance heights when used with the pronounced, powerful lows of DXS-XLF powered subwoofers.



Dante-equipped for sophisticated capability with simple connectivity

Just like the DZR Series, each DXS-XLF model comes in a Dante-equipped "D" version enabling smart system integration with Yamaha consoles and other Dante devices via the Dante I/O (2in/2out) which also features SRC (sample rate conversion) allowing 48kHz device compatibility. Patching is simplified considerably with Yamaha CL/QL digital mixing consoles from the I/O device display, while TF console users can select Quick Config for surprisingly fast, easy set up and operation of a sophisticated sound reinforcement system. Combining the Analog I/O with Dante I/O, opens up countless routing and system configuration options, while the Dante break-IN and break-OUT function can add even more flexibility by acting as a simple I/O box. What's more, Yamaha's customizable control panel software "ProVisionare Control" for windows and "ProVisionare Touch" for iPad are also Dante compatible, adding more simple remote management of your sound reinforcement system.



Acoustics and utility

New Yamaha proprietary transducers with a durable die-cast aluminum frame and 4" voice coil are crucial to achieving such impressive low frequency response, even at the highest output levels. A dual damper also helps to realize extraordinarily high linearity of the low frequencies by mitigating unwanted vibration during extreme output levels.



Durable, portable, and road-ready

DXS-XLF enclosure exteriors feature a durable Polyurea coating with extremely high damage resistance to protect the cabinet from scratches, bumps, or severe weather conditions, maintaining a professional appearance for years to come. Additionally, the new, easy-to-grip aluminum handle, optional SPW1 wheel kit, and SPCVR speaker covers provide additional safety, portability, and peace of mind when you're on the road.



	Power ¹	Maximum SPL ²	Frequency Range (-10dB)	LF
DXS18XLF/18XLF-D	1600W	136dB SPL	30Hz - 150kHz	18" Cone, 4" VC
DXS15XLF/15XLF-D	1600W	136dB SPL	33Hz - 150kHz	15" Cone, 4" VC

¹ Dynamic power ² Measured Maximum SPL (peak)

DXS XLF SERIES

POWERED LOUDSPEAKERS

DXR mk3 SERIES

DXR15mk3 DXR12mk3 DXR10mk3

SOUND CHANGES EVERYTHING

One concert. One event. One bass drop. Often, the trajectory of your band, your brand, your business, or your career can be distilled down to a single, pivotal moment that changes everything. When that moment arrives you need to know that your audience is experiencing the full range of your expression and the sheer passion of your performance. The new DXRmk3 continues the legacy of power and premium sound established by one of Yamaha's most celebrated loudspeakers, delivering higher output, outstanding flexibility, and the level of reliability that professionals the world over depend on for their most important performances. From the painstaking selection of premium component materials, to the development of intelligent, high-performance DSP features, every aspect of the DXRmk3's design empowers users with the capability and confidence they need for those crucial moments when your sound makes all the difference in the world.



DXR mk3 SERIES

Yamaha Proprietary High-Durability LF/HF Speaker Units

DXR/CXR mk3 loudspeakers feature Yamaha's own highly-durable custom speaker units. The HF unit houses a polyimide diaphragm ensuring minimal distortion, while the LF unit delivers linear bass reproduction.



Enhanced High-Frequency Directivity and Optimized Low-Frequency Response

The large-diameter horn secures directivity control across a wide frequency range. Optimized port positioning also reduces standing wave effects, resulting in smoother and more accurate low-frequency response.



Lightweight, High-Performance Molded Enclosure

By adopting a form injection-molded enclosure, both reduced weight and suppression of cabinet resonance are achieved. In addition, the ergonomic design provides both aesthetic appeal and flexible usability.




Highly Visible, User-Friendly LCD Panel & Encoder

The LCD display on the rear panel enables loading presets, parameter control, saving up to eight user presets, and recalling presets optimized for combined use with the DXS mk3 series.



Advanced DSP for Sophisticated Signal Processing

Equipped with a 96 kHz internal DSP processor, the DXR mk3 Series features Yamaha's proprietary "Advanced FIR-X Tuning" technology, delivering exceptionally smooth phase characteristics and clear, distortion-free sound.



Newly Developed 2000W Class-D High-Power Amplifier

DXRmk3 series loudspeakers are equipped with a newly developed, highly efficient 2000W Class-D high-power amplifier, as well as a newly designed high-efficiency switching power supply that ensures smooth and stable operation.



DSP Mode with AUTO V/H POSITION Function

DXR mk3 loudspeakers feature a built-in accelerometer that detects speaker orientation and automatically switches between FOH or MAIN modes. DJ performance, live band, and speech presets developed in collaboration with NEXO can also be recalled.



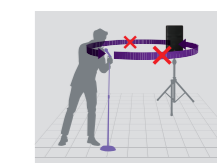
"D-Remote" Control App

"D-Remote" supports remote control of your DXR/DXS mk3 using iOS and Android devices, enabling parameter control, speaker status, and error alerts. Up to 10 devices can be connected simultaneously.



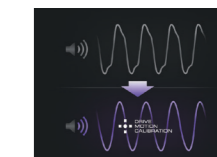
Intelligent Feedback Suppressor

All models are equipped with an intelligent feedback suppression function with "DYNAMIC" mode for handheld microphones and "FIXED" mode for fixed microphones— both can be used individually or in combination.



Drive Motion Calibration

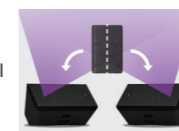
"Drive Motion Calibration" corrects speaker movement, achieving low-distortion and high-quality low-frequency reproduction that surpasses conventional limitations. As a result, the speaker's behavior accurately follows the input signal, enabling more linear low-frequency reproduction.



Usability Pursued to the Utmost

Symmetrical design

The design supports mirror placement when floor-mounted, allowing symmetrical HF positioning for precise stage monitoring.



Optional U-Bracket

Optional U-brackets enable vertical or horizontal mounting, supporting K&M brackets for flexible fixed installation.



Dual-Angle Pole Socket

All models feature pole mount sockets at 0° or 7° (down), enabling more focused sound delivery.



Multi-Function Speaker Covers

Optional speaker covers protect all models from damage, dust, and weather during transport or performance.



Rubber-Coated Handles

Handles feature rubber surfaces for improved grip and reduced heat impact during transport and setup.



Eyebolt Rigging Points

Rigging points compatible with commercial eyebolts are provided, allowing flexible installation with wires and shackles.



	Power ¹	Maximum SPL ²	Frequency Range (-10dB)	LF	HF	Coverage Angle
DXR15mk3	2000W	134dB SPL	46Hz-20kHz	15" Cone	1.75" diaphragm, 1" throat	H90° x V60°
DXR12mk3	2000W	134dB SPL	50Hz-20kHz	12" Cone	1.75" diaphragm, 1" throat	H90° x V60°
DXR10mk3	2000W	132dB SPL	53Hz-20kHz	10" Cone	1.75" diaphragm, 1" throat	H90° x V60°

¹ Peak power ² Measured Maximum SPL (peak)

SOUND CHANGES EVERYTHING

From an immersive, frenzied set that puts a DJ on the map, to a killer live band showcase with career-defining implications—countless variables, and often pure luck, can factor in to pulling off a memorable, even life-altering performance. Some you can control, others you cannot, but the new DXSmk3 subwoofer takes luck out of the equation when it comes to your bass sound, offering significant improvements in performance, flexibility, and reliability from its renowned predecessor. From the functional, lightweight, yet highly durable cabinet design, to flexible, high-performance DSP features with crucial real-world applications, the DXSmk3 will reliably deliver your bass with serious power and startling precision, ensuring that you'll never have to question if your bottom end performance can rise to the occasion when you need it most.



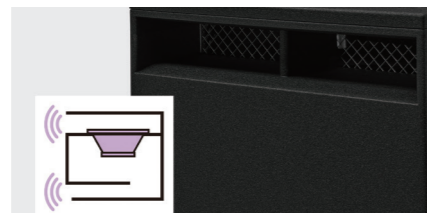
Yamaha Proprietary Long-Excursion & High-Durability Speaker Units

All series models come equipped with Yamaha's own customized, long-excursion speaker units specifically designed for subwoofers. The 18" model features a 4" voice coil, while the 15" and 12" models employ 3" voice coils, ensuring high durability.



Ideal Bandpass Structure

Series enclosures adopt an ideal bandpass structure, significantly reducing unwanted noise even at high outputs. The combination of large-diameter ports and a wide-grille significantly eliminates wind noise, enabling powerful, clear, and deep sub-bass reproduction.



High-Performance Plywood Cabinet with Durable Polyurea Coating

The cabinet exterior employs a robust, scratch-resistant polyurea coating, protecting the enclosure from impacts during transport, installation, and removal. Power and High-Performance DSP That Unlock Performance.




Highly Visible, User-Friendly LCD Panel & Encoder

An LCD panel is mounted on the rear, allowing easy operation of parameters such as preset loading, precise PEQ adjustments, delay, and routing. Up to eight user presets can be stored, and factory presets optimized for combined use with DXRmk3 series loudspeakers can be recalled.



Advanced DSP for Sophisticated Signal Processing

Featuring a 96kHz internal DSP processor, the DXSmk3 series delivers high output performance with exceptional clarity and low latency. It also features an "XTENDED LF" mode for extended low-frequency reproduction.



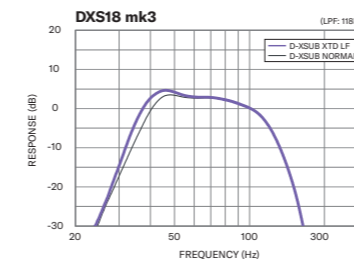
Newly Developed 2500W Class-D High-Power Amplifier

DXSmk3 series subwoofers are equipped with a newly developed, highly efficient 2500W Class -D high-power amplifier and a newly designed high-efficiency switching power supply ensures smooth and stable operation.



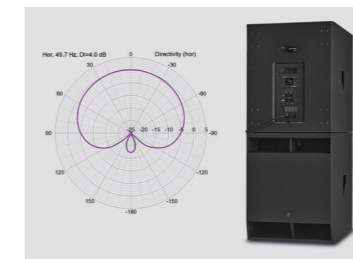
D-XSUB Bass Processing

"D-XSUB" offers DSP presets that allow users to tailor subwoofer characteristics to their specific application. NORMAL mode provides recommended bass balance, while XTENDED LF mode extends the reproduction frequency for genres requiring wider acoustic range, such as classical or orchestral music.



Cardioid Mode

Low frequencies are typically non-directional, resulting in equal sound pressure on both audience and stage sides. With two or more DXSmk3 units, the cardioid mode enables effective bass control, reducing stage-side sound pressure for improved monitoring, while efficiently increasing audience-side output.




"D-Remote" Control App

"D-Remote" is a dedicated application for remote control of DXR/DXSmk3 via iOS/Android devices over Bluetooth. It enables control of all parameters including level, delay, EQ, crossover, FBS, ducker, identification, panel lock, and scene save/recall. Additionally, it monitors speaker limiting and temperature, displays error alerts, and allows log review. Up to ten devices can be connected simultaneously, with grouping for unified level and mute control.



Dual Pole Socket

For enhanced convenience, the DXSmk3 series is equipped with pole sockets compatible with both 35mm diameter and M20 threaded speaker poles.



Multi-Function Speaker Covers

Optional speaker covers are available for all models, protecting speakers from scratches, dust, and unexpected weather during transport or storage.



Optional Wheel Kit & 2-Way Handle

All DXSmk3 models support optional casters with radial ball bearings for vibration-free performance during operation. The two-way handle design ensures comfort during both transport and installation.



	Power ¹	Maximum SPL ²	Frequency Range (-10dB)	LF
DXS18mk3	2500W	134dB SPL	32Hz-120kHz	18" Cone
DXS15mk3	2500W	133dB SPL	35Hz-140kHz	15" Cone
DXS12mk3	2500W	132dB SPL	38Hz-140kHz	12" Cone

¹ Peak power ² Measured Maximum SPL (peak)

PERFORMANCE. OPTIMIZED.

The DHR Series offers an ideal solution for anyone ready to step up their sound reinforcement game to a new level of professional quality, accuracy, and performance. Premium plywood cabinets finished in a tough polyurea coating provide durability not found on other loudspeakers in this class. Each model in the series has been optimized to meet the demands of a variety of sound reinforcement applications, with DHR10 and DHR12 for fixed installation and utilities, DHR12M and DHR15M designed for use as floor monitors, and DHR15 for FOH applications—all featuring custom transducers driven by DSP-equipped class-D power amplifiers to deliver stunning sound quality and clarity. Combined with practical features adapted for their specific applications, this series gives you the flexibility to choose the ideal speaker for a wide variety of sonic environments. Take DHR for a test drive and experience the exceptional quality and performance for yourself!



Cabinet designs optimized for a range of audio environments


The DHR Series features a comprehensive lineup of powered loudspeakers with cabinets optimized to meet the demands of specific applications. DHR10 and DHR12 are equipped with rotating horns and a dedicated U-bracket for use in fixed installations and utility, while DHR12M and DHR15M feature a coaxial compression driver for improved clarity and smoother frequency response for floor monitoring. The series is rounded out by DHR15, which features rigging points for use in fixed installations. DHR12 and DHR15 also feature dual-angle pole sockets, allowing them to be used as temporary main speakers for sound reinforcement.



DHR10/DHR12



DHR12M/DHR15M



Rigging points for optional eye bolts

DHR SERIES

High-Efficiency 1000W Class-D Amplifiers

The DHR's lightweight, high performance Class-D amplifier is capable of producing up to 1000W* of power, achieving an SPL of 131dB, delivered with remarkable clarity and dynamic characteristics.

*DHR10 has an output level of 700W.

Custom Designed Transducers

The high power output woofers deliver well-defined, powerful bass with minimal distortion, while the 1.4" precision compression driver* produces accurate mid-range and high frequencies.

*DHR12M and DHR15M feature a 1.75" coaxial compression driver.

A Rugged, Highly Portable Cabinet

Like our acclaimed DZR loudspeakers, the DHR Series feature plywood enclosures that deliver outstanding durability and acoustic performance.



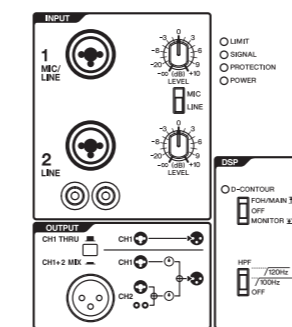
15" coaxial driver



Easy-to-use Onboard 2-Channel Mixer

DHR Series speakers have two input channels. CH1 has a combo jack that accepts either XLR and TRS Phone allowing Mic or Line level input signals.

CH2 offers two input options; a combo jack that accepts XLR or TRS Phone, and a pair of RCA pin Jacks for input from CD players or other stereo line-level sources. The onboard mixer allows you to select either CH1+2 MIX to mix the signal of CH1 and CH2, or CH1 THRU to pass the signal from CH1 only.



Dual-Angle Pole Mount Socket (DHR12, DHR15)

The pole mount socket on DHR12 and DHR15 offers two positions—0° and 7°—to direct acoustic energy away from reflective surfaces in rooms with low ceilings and onto your audience where it belongs.



	Power ¹	Maximum SPL ²	Frequency Range (-10dB)	LF	HF	Coverage Angle
DHR15	1000W	131dB SPL	44Hz-20kHz	15" Cone	1.4" diaphragm, 1" throat	H90° x V60°
DHR12	1000W	130dB SPL	48Hz-20kHz	12" Cone	1.4" diaphragm, 1" throat	H90° x V60° (Rotatable)
DHR10	700W	128dB SPL	52Hz-20kHz	10" Cone	1.4" diaphragm, 1" throat	H90° x V60° (Rotatable)
DHR15M	1000W	131dB SPL	50Hz-20kHz	15" Cone	1.75" diaphragm, 1" throat	H65° x V75°
DHR12M	1000W	129dB SPL	55Hz-20kHz	12" Cone	1.75" diaphragm, 1" throat	H90° x V90°

¹ Dynamic power ² Measured Maximum SPL (peak)

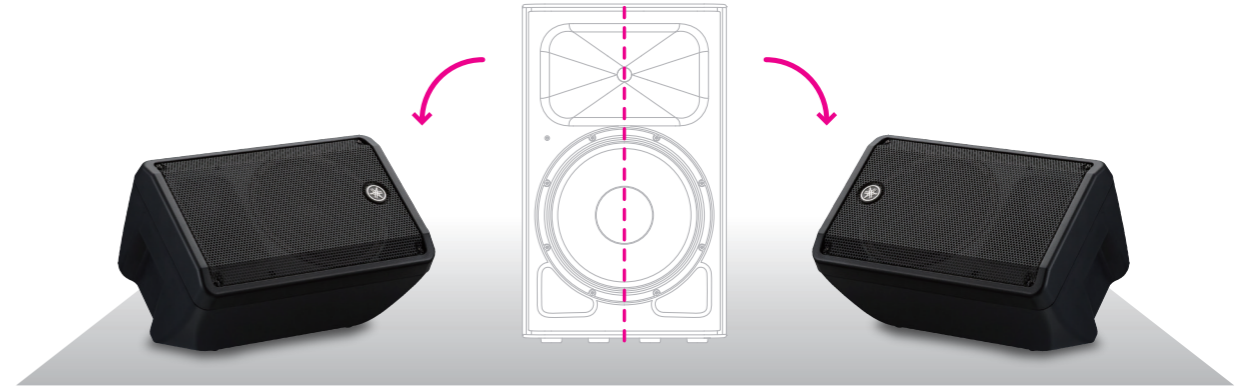
POWER TO PLAY

Wherever your music may take you, DBR Series loudspeakers are up to the task of delivering powerful, high-quality sound with an un-matched economy of transport and setup time. The most portable powered loudspeakers Yamaha has to offer, the versatile DBR Series harnesses the same state-of-the-art Yamaha DSP and amplifier and speaker technologies developed for the professional DSR Series and DXR Series lineups, ensuring high-resolution sound at any output level. Comprised of 10", 12" and 15" models, each DBR loudspeaker is housed in a newly designed, durable, lightweight cabinet optimized for FOH sound, floor-monitoring and even rigged applications. Whether you're powering your band's live performance, DJ-ing a party, or MC-ing an event, be prepared for DBR Series speakers to take your performance to the next level.



Smart Enclosure Design for Floor Monitoring

DBR Series speakers feature an optimized 50° wedge angle for floor monitoring. In addition the DBR12 and DBR15's symmetrical shape allows for effortless configuration of a mirror-mode floor monitoring system in either symmetrical or stereo sound field setups.



Easy-to-use Onboard 2-Channel Mixer

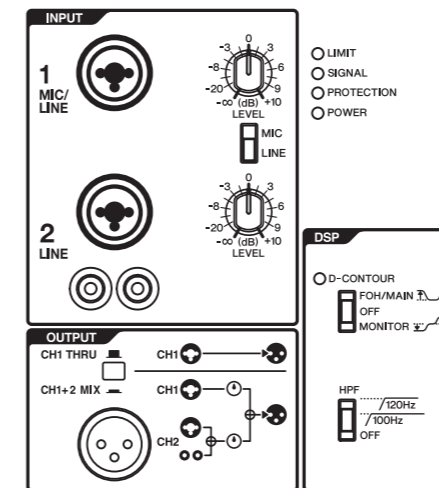
DBR Series speakers have two input channels. CH1 has a combo jack which accepts both XLR and TRS Phone allowing for either Mic or Line level input signals. CH2 offers two input options; a combo jack that accepts XLR or TRS Phone, and a pair of RCA pin Jacks for input from CD players or other stereo line-level sources. The onboard mixer allows you to select either CH1+2 MIX to mix the signal of CH1 and CH2, or CH1 THRU to pass the signal from CH1 only.

Rigging Points for Installation Applications

DBR loudspeakers come equipped with M8 rigging threads, allowing for rigged applications with 3rd party's speaker brackets or standardized eye-bolts.

* Speaker brackets and eye-bolts are not included.

** You can use optional brackets sold separately. For more information, visit the following Yamaha Pro Audio website. <https://www.yamahaproaudio.com/>



High-Efficiency 1000W Class-D Amplifiers

The DBR's lightweight, high performance Class-D amplifier is capable of producing up to 1000W* of power, achieving an SPL of 132dB, delivered with remarkable clarity and dynamic characteristics.

*DBR10 has an output level of 700W.

Custom Designed Transducer

The high power output woofers deliver well-defined, powerful bass with minimal distortion, while the 1.4" precision compression driver* produces accurate mid-range and high frequencies.

*DBR10 features a 1" compression driver.

A Rugged, Highly Portable Cabinet

DBR Series speakers feature a compact, lightweight, and durable plastic cabinet which offers the highest level of portability of all Yamaha powered speakers. The sleek steel grill bolsters cabinet durability and protects the internal components while a newly designed ergonomic handles provide effortless transportation and system setup.




	Power ¹	Maximum SPL ²	Frequency Range (-10dB)	LF	HF	Coverage Angle
DBR15	1000W	132dB SPL	50Hz-20kHz	15" Cone	1.4" diaphragm, 1" throat	H90° x V60°
DBR12	1000W	131dB SPL	52Hz-20kHz	12" Cone	1.4" diaphragm, 1" throat	H90° x V60°
DBR10	700W	129dB SPL	55Hz-20kHz	10" Cone	1" diaphragm, 1" throat	H90° x V60°

¹ Dynamic power ² Measured Maximum SPL (peak)

PORTABLE POWERHOUSE

The DXL1K is a column-type powered speaker with a powerful 125dB SPL peak@1m sound output that belies its extremely portable slim body (a dedicated carrying cart is sold separately). The combination of an easy setup procedure that only requires the line-array speaker to be attached to the top of the subwoofer cabinet, with the system expandability offered by the Link function, allows the DXL1K to be used in combination with a compact mixer or with the fully compatible STAGEPAS 1K mkII, creating a simple, compact, and high-quality PA system.



DBR SERIES

J-Curve Slim Line Array

The high-frequency speaker array is comprised of 10 small-diameter 1.5" speakers. By adopting a J-curve array configuration, the high-frequency unit achieves vertical coverage of 30 ° across a span of 170 °. With such a long, 10-driver array design the DXL1K can deliver clear, high quality sound consistently over longer distances, projecting uniform, high-quality sound from the front to the rear of the audience.



Class-leading 12-inch "compact" subwoofer

The subwoofer features a 12-inch speaker unit which is hardly "compact," and actually the largest in its class. Despite housing a 12-inch speaker unit that is the largest in its class, the DXL 1K boasts the smallest cabinet on the market for a subwoofer of this size and power. By incorporating Yamaha's own Twisted Flare Port™ technology to reduce port wind noise that can occur with compact bass-reflex subwoofers, the low-end output is maximized, producing very deep, powerful, distortion-free bass.



High efficiency "1100" W Class-D amplifier

Also at the top of its class for output power, the 1100W Class-D amplifier module is capable of delivering an impressive 125 dB SPL from the deceptively compact speaker cabinet. And just as importantly, we've leveraged Yamaha's decades-long experience as a manufacturer of professional PA products, and innovator of related technologies to ensure that with great power comes great stability, and that the DXL1K maintains the same accurate, superior-quality sound even at high output.



High-grade polyurea coating

The lightweight ABS cabinet of subwoofer features a high-grade polyurea coating to prevent wear and tear during transport. It is light enough to make the system extremely portable, but also rugged and scratch-resistant enough to withstand harsh performance environments.



Simple setup

Simply place the 2 spacers and speaker unit into the subwoofer and setup is essentially done, with no cables, speaker stand, or additional gear required beyond the main unit. All you need is in the package.



Expandable STAGEPAS systems

Linking a DXL1K and STAGEPAS 1K mkII provides greater coverage area and increased output power for large-scale performances. Both stereo and mono playback are supported, and when the STAGEPAS 1K mkII is set to mono, the inputs of the DXL1K and STAGEPAS 1K mkII can still be used (up to five mono inputs plus one stereo input).



Fitted cover included

The DXL1K comes with its own cover which, in addition to protecting the unit, has pouches for both spacers and speaker array as well as additional storage for accessories to further streamline system setup and teardown.



Optional dolly (DL-SP1K)

An optional dedicated dolly allows for more convenient transportation — particularly useful for performers transporting additional gear and instruments. Featuring a simple, sturdy mechanism that locks down the speaker cover the lightweight dolly enables smooth, reliable transportation.

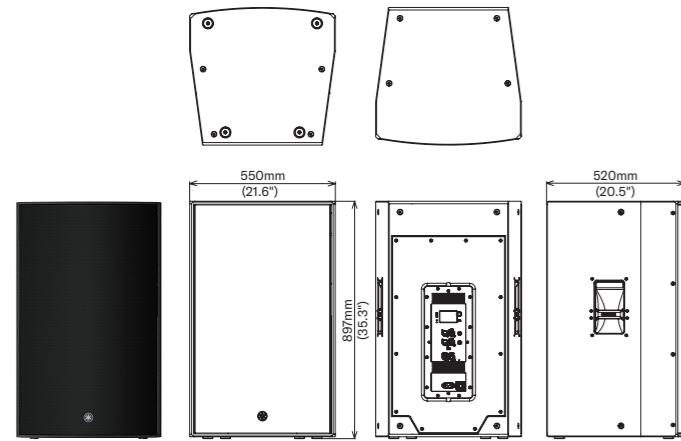


	Power ¹	Maximum SPL ²	Frequency Range (-10dB)	LF	HF	Coverage Angle
DXL1K	1,100W	125dB SPL	37Hz-20kHz	12" Cone	1.5" Cone	H170° x V30°

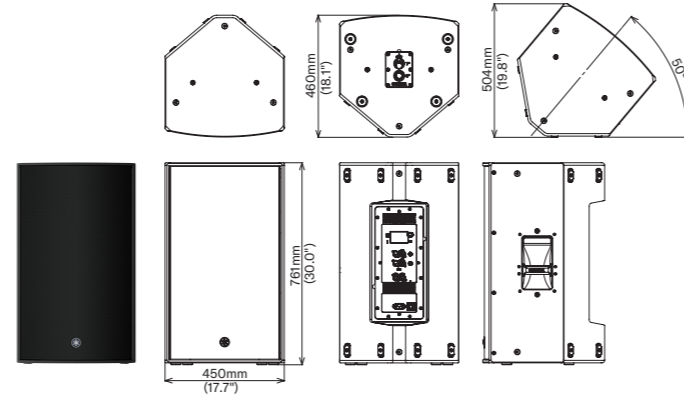
¹ Dynamic power ² Measured Maximum SPL (peak)

Dimensions

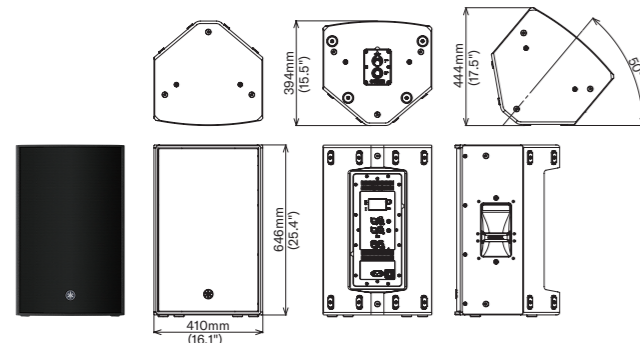
DZR315/315-D



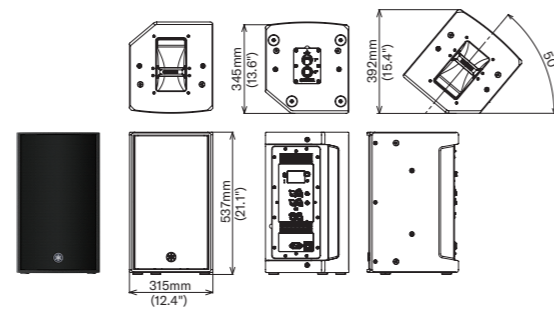
DZR15/15-D



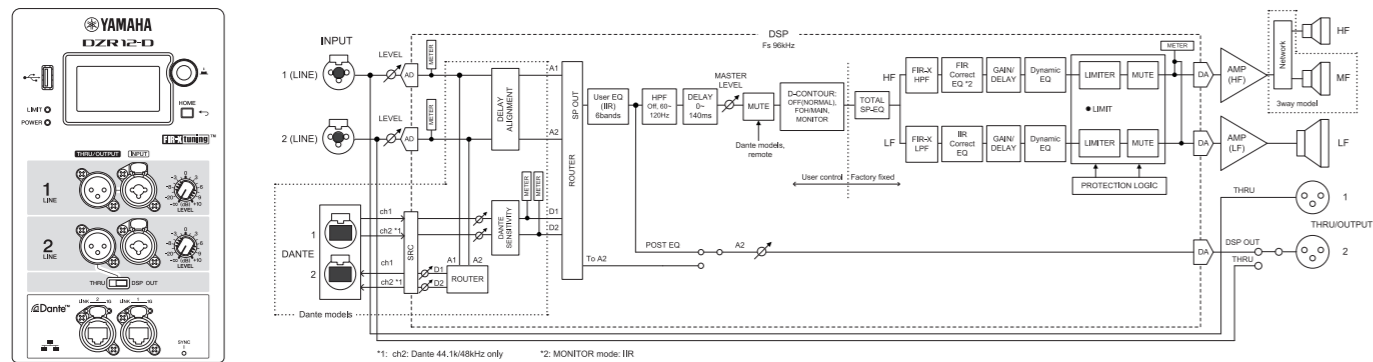
DZR12/12-D



DZR10/10-D



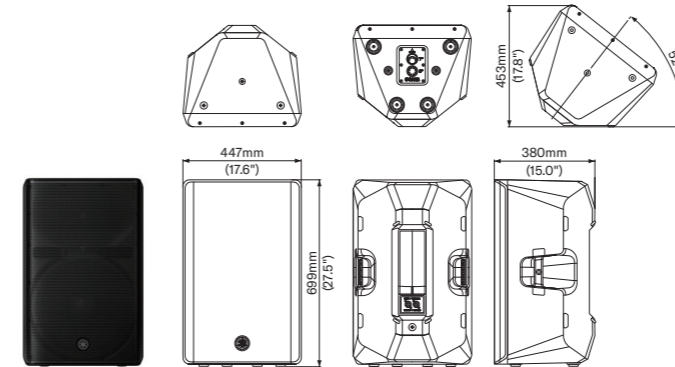
Rear Panel & Block Diagram DZR(-D)



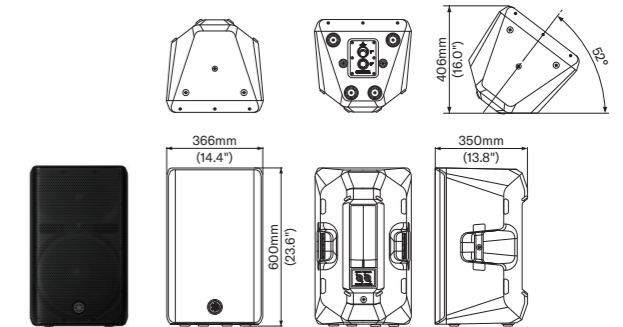
*1: ch2: Dante 44.1k/48kHz only *2: MONITOR mode: IIR

Dimensions

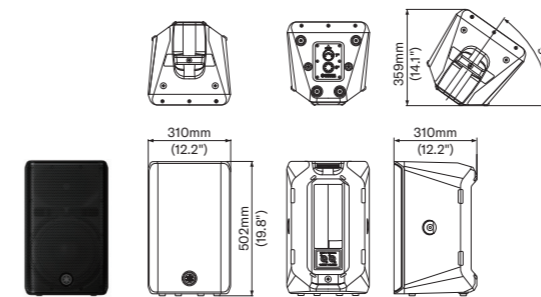
DXR15mk3



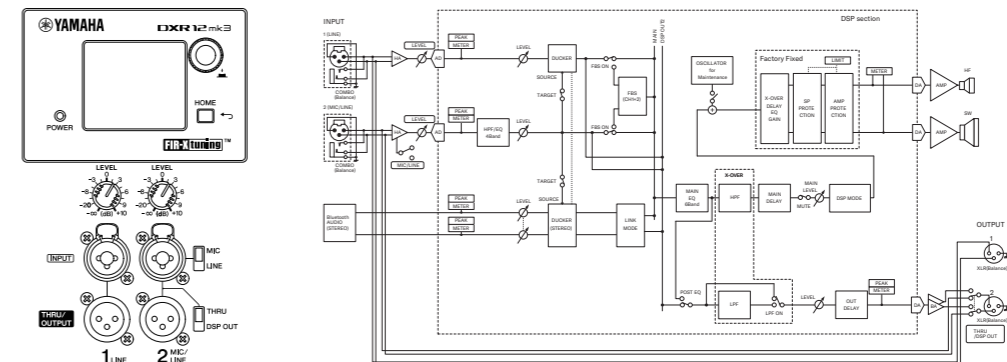
DXR12mk3



DXR10mk3

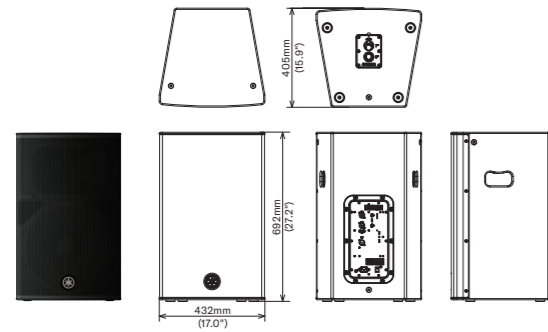


Rear Panel & Block Diagram DXRmk3 Series

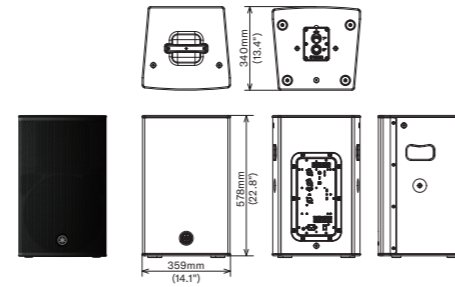


Dimensions

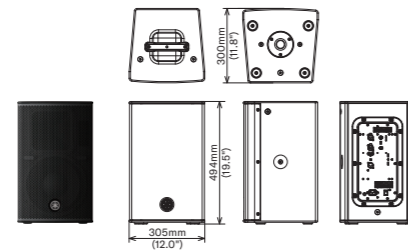
DHR15



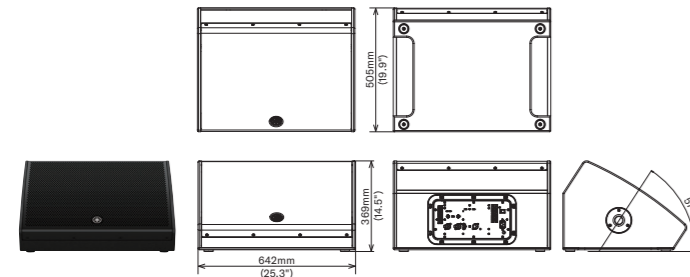
DHR12



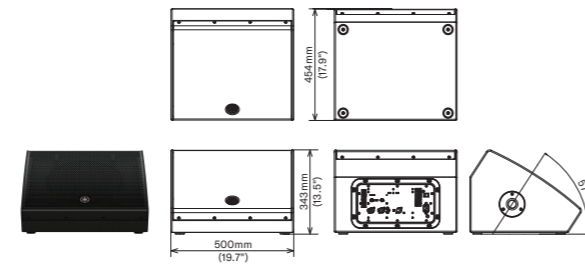
DHR10



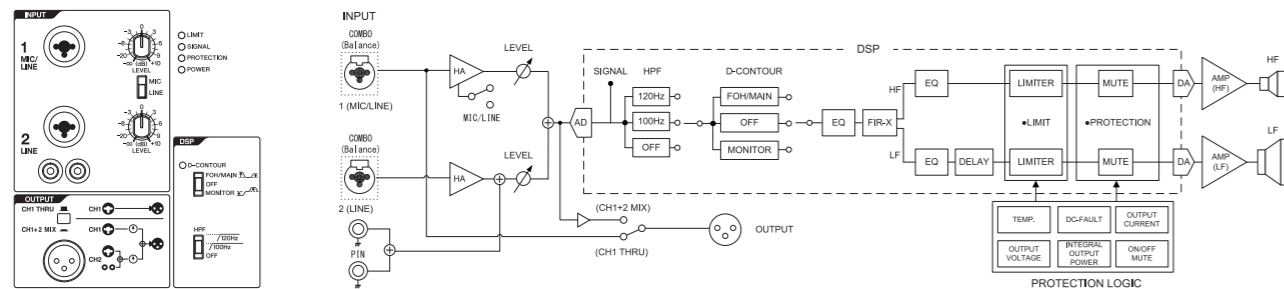
DHR15M



DHR12M

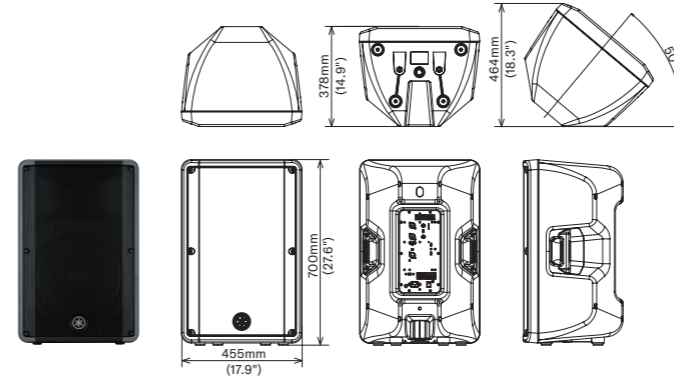


Rear Panel & Block Diagram DHR Series

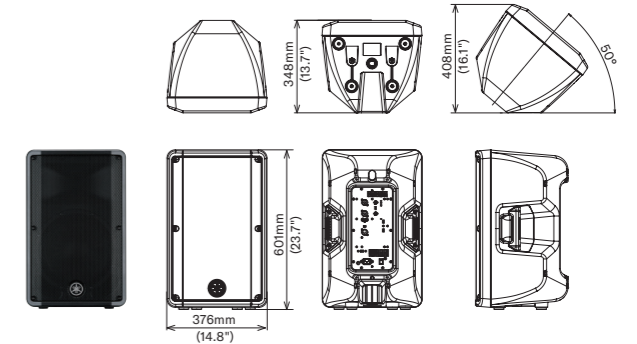


Dimensions

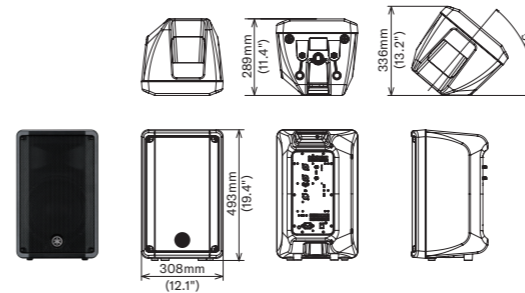
DBR15



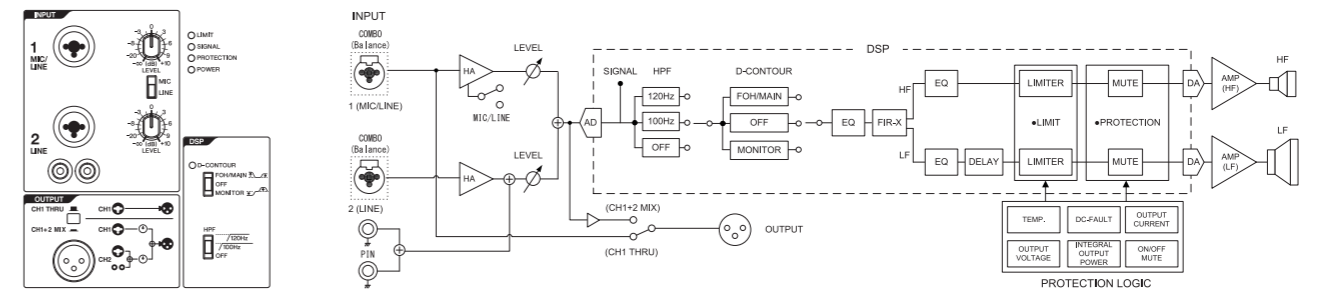
DBR12



DBR10

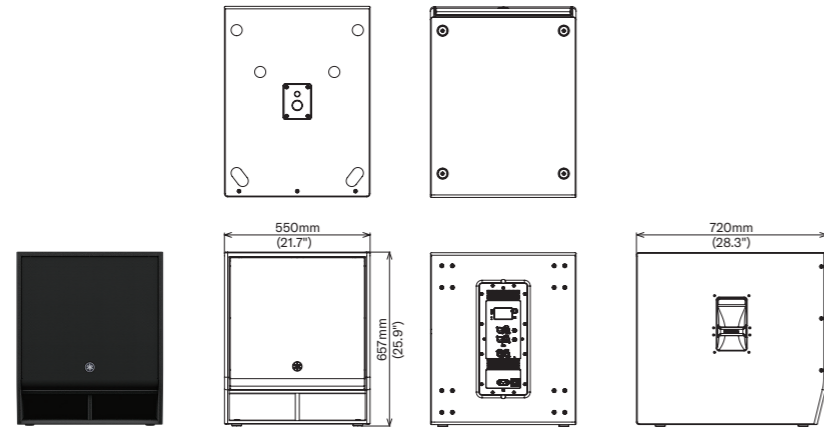


Rear Panel & Block Diagram DBR Series

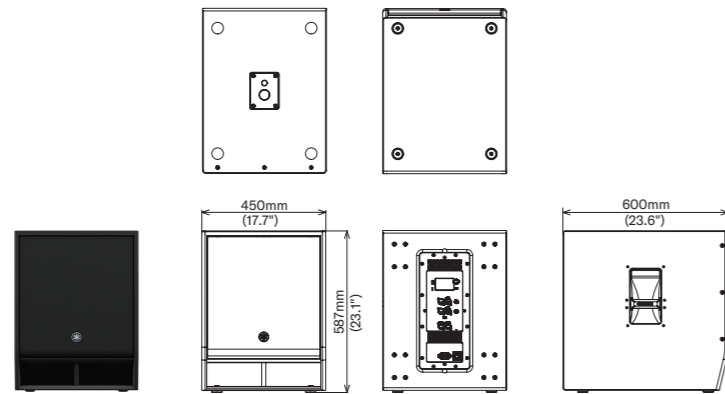


Dimensions

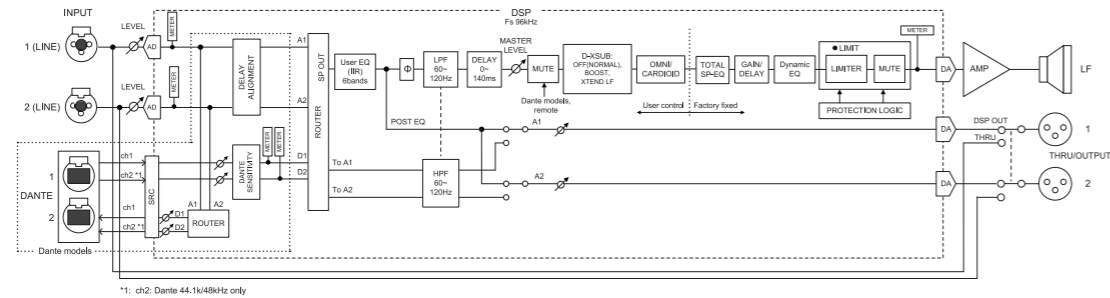
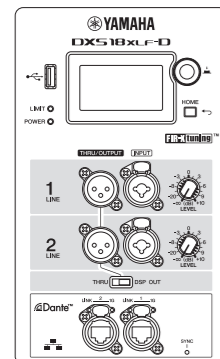
DXS18XLF/18XLF-D



DXS15XLF/15XLF-D



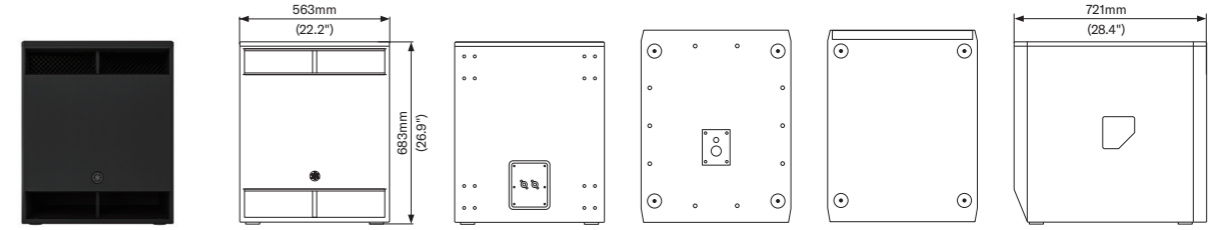
Rear Panel & Block Diagram DXS-XLF(-D)



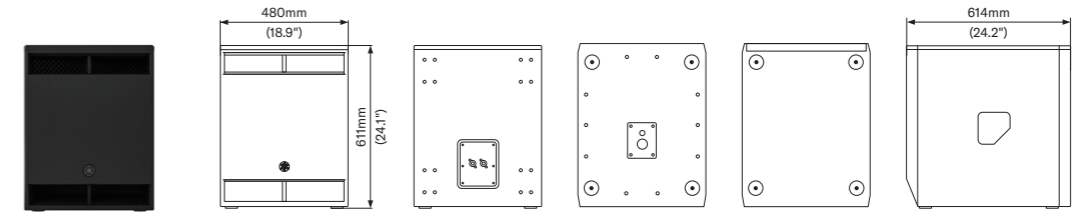
*1: ch2: Dante 44.1k/48kHz only

Dimensions

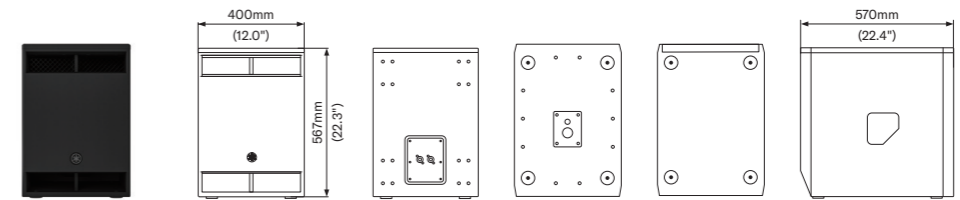
DXS18mk3



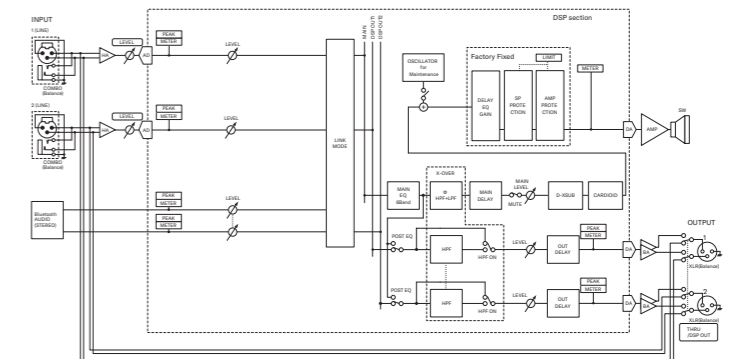
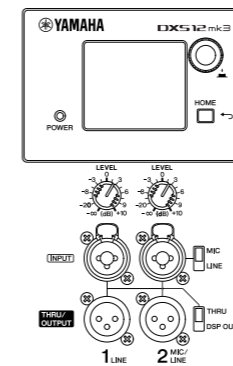
DXS15mk3



DXS12mk3

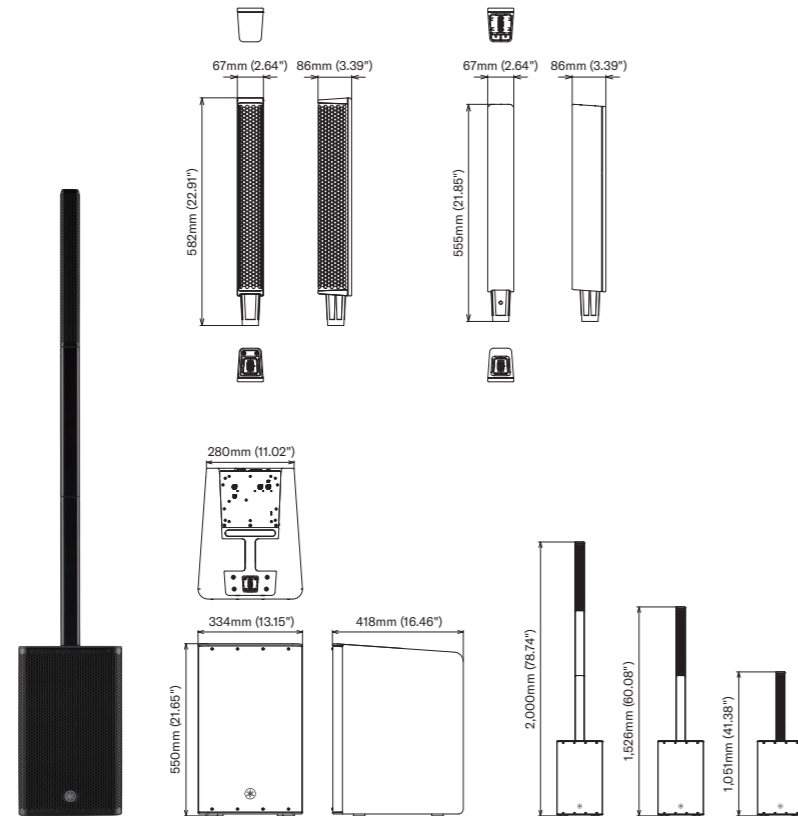


Rear Panel & Block Diagram DXSmk3 Series

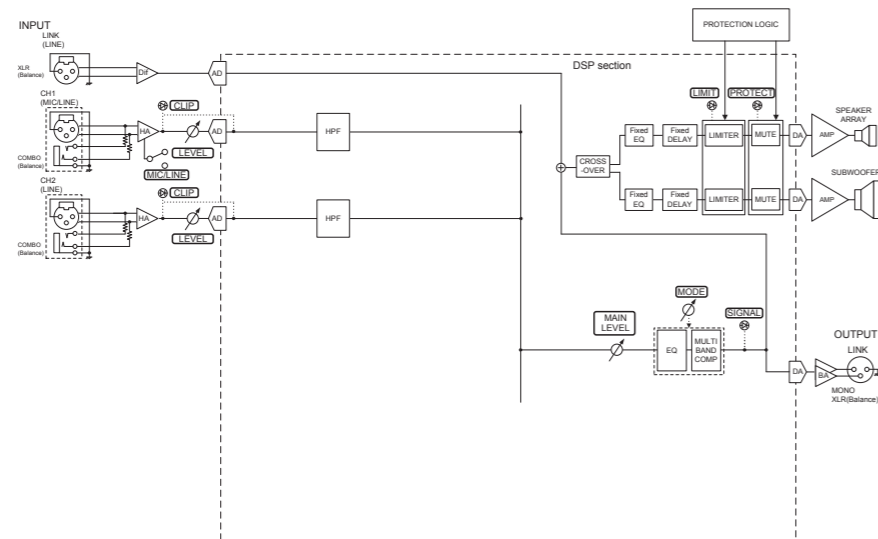


Dimensions

DXL1K



Rear Panel & Block Diagram DXL1K



Specifications

	DZR315/315-D	DZR15/15-D	DZR12/12-D	DZR10/10-D
General				
System Type	3-way, Bi-amped Powered Speaker, Bass-reflex	2-way, Bi-amped Powered Speaker, Bass-reflex		
Frequency Range (-10dB)	31Hz - 20kHz	34Hz - 20kHz	39Hz - 20kHz	44Hz - 20kHz
Coverage Angle	H75° x V50°	H90° x V50° (Rotatable)	H90° x V60° (Rotatable)	
Crossover	Type	Advanced FIR-X tuning™ (Linear phase FIR filter)		
	Frequency	700Hz(FIR-X), 2.5kHz(Passive)	1.7kHz	1.8kHz
Maximum SPL*1	143dB SPL	139dB SPL	139dB SPL	137dB SPL
Transducer				
LF	Diameter	15" Cone		10" Cone
	Voice Coil	3"		
	Magnet	Neodymium		
MF	Diameter	8" Cone	-	-
	Voice Coil	1.5"	-	-
	Magnet	Ferrite	-	-
HF	Diaphragm	2" Titanium		
	Type	1" Throat Compression Driver		
	Magnet	Neodymium		
Enclosure				
Material, Finish, Color	Plywood, Durable Polyurea coating, Black			
Floor Monitor Angle	-	50° Symmetrical		50°
Dimensions (W x H x D, with rubber feet)	550 x 897 x 520mm 21.6" x 35.3" x 20.5"	450 x 761 x 460mm 17.7" x 30.0" x 18.1"	410 x 646 x 394mm 16.1" x 25.4" x 15.5"	315 x 537 x 345mm 12.4" x 21.1" x 13.6"
Net Weight	41.6kg (91.7lbs)	25.2kg (55.6lbs)	21.4kg (47.2lbs)	17.9kg (39.5lbs)
Handles	Side x2			Top x1, Side x1
Pole Socket	-	Φ35 mm x2 (0° or -7°)		
Rigging Points for eyebolts	M10 x16 (L:30-50mm)	M10 x12 (L:30-50mm)		M10 x8, M8 x2 (L:30-50mm)
Options	Speaker Bracket	-	UB-DZR15H/V	UB-DZR12H/V
	Speaker Cover	SPCVR-DZR315	SPCVR-DZR15	SPCVR-DZR12
	Wheel Kit	-	-	-
Amplifier & DSP				
Amplifier Type	Class-D			
Power Rating	Dynamic*2	2000W (LF:1000W, MF/HF: 1000W)		
	Continuous	950 W (LF: 850 W, MF/HF: 100 W)		
Cooling	Fan cooling, Variable speeds			
AD/DA	24 bit / 96 kHz Sampling			
HPF/LPF	HPF (60Hz-120Hz)			
DSP control, preset	D-CONTOUR (FOH/MAIN, MONITOR, OFF), EQ (6bands), Delay (0-140ms), Routing			
Protection	Speaker	Clip limiting, Integral Power Protection, DC-fault		
	Amplifier	Thermal, Output over current		
	Power Supply	Thermal, Output over voltage, Output over current		
Connectors	Analog Input	Combo x2		
	Analog Output	XLR3-32 x2, CH1: THRU (fix), CH2: THRU or DSP OUT		
	Digital I/O (-D model only)	etherCON CAT5e x2 (Daisy Chain), 2 IN/2 OUT (Fs: 44.1k, 48k, 88.2k, 96k) and Remote Control, 1000BASE-T		
	USB	USB2.0 Host 5V 500mA, for DATA storage/load		
AC IN	IEC AC inlet x1 (V-Lock)			
Analog Input Impedance	20kΩ			
Analog Input Sensitivity	(LEVEL: Maximum)	-	-	-
	(LEVEL: Center)	-	-	-
Maximum Analog Input Level	+24dBu			
Controls	Main knob, HOME(Back), LEVEL x2, THRU/DSP, POWER			
Power Consumption	Idle	45W		
	1/8 Power	150W		
Power Requirements	Depending on area of purchase; 100V-240V, 50Hz/60Hz			

*1: Measured peak SPL with pink noise @1m.

*2: Total peak power of individual outputs (AC 120V, 25°C). This value was measured at minimum load impedance, with protection released.

Specifications

		DXS18XLF/18XLF-D	DXS15XLF/15XLF-D	DXR15mk3
General				
System Type		Powered Subwoofer, Bass-reflex		2-way, Bi-amped Powered Speaker, Bass-reflex
Frequency Range (-10dB)		30Hz - 150Hz	33Hz - 150Hz	46Hz - 20kHz
Coverage Angle		-	-	H90° x V60°
Crossover	Type	-	-	FIR-X tuning™ (Linear phase FIR filter)
	Frequency	-	-	1.8kHz
Maximum SPL*1		136dB SPL		134dB SPL
Transducer				
LF	Diameter	18" Cone	15" Cone	15" Cone
	Voice Coil	4"		3"
	Magnet	Ferrite		Ferrite
MF	Diameter	-	-	-
	Voice Coil	-	-	-
	Magnet	-	-	-
HF	Diaphragm	-	-	1.75" Polyimide
	Type	-	-	1" Throat Compression Driver
	Magnet	-	-	Ferrite
Enclosure				
Material, Finish, Color		Plywood, Durable Polyurea coating, Black		Plastic (PP), Black
Floor Monitor Angle		-	-	52°
Dimensions (W x H x D, with rubber feet)		550 x 657 x 720mm 21.7" x 25.9" x 28.3"	450 x 587 x 600mm 17.7" x 23.1" x 23.6"	447 x 699 x 380mm 17.6" x 27.5" x 15.0"
Net Weight		48.9kg (107.8lbs)	40.0kg (88.2lbs)	21.0kg (46.3 lbs)
Handles		Side x2		Side x2
Pole Socket		Φ35 mm (depth 80mm), M20 (Threaded depth 25mm)		Φ35 mm x2 (0° or -7°)
Rigging Points for eyebolts		-	-	Top x 2, Rear x 1 (Fit for M10 x 18 mm Eyebolts), Bottom x 2, Side x 2 (Fit for M8 x 25 mm UB-DXR15A)
Options	Speaker Bracket	-	-	UB-DXR15A
	Speaker Cover	SPCVR-DXS18X	SPCVR-DXS15X	SPCVR-DXR153
	Wheel Kit	SPW-1		-
Amplifier & DSP				
Amplifier Type		Class-D		Class-D
Power Rating	PEAK*2	-	-	2000W (LF:1700W, HF: 300W)
	Dynamic*3	1600W	-	1300W (LF: 1100W, HF: 200W)
	RMS*4	-	-	1000W (LF:850W, HF:150W)
	Continuous*5	1200W	-	950W (LF: 850W, HF: 100W)
Cooling		Fan cooling, Variable speeds		Fan cooling, 5 speeds
AD/DA		24bit / 96kHz Sampling		32bit / 96kHz Sampling
HPF/LPF		LPF (60Hz~120Hz)		OFF, 50Hz ~ 118Hz, 12dB ~ 48dB/oct.
DSP control, preset		D-XSUB (BOOST, XTD LF, NORMAL), EQ (6bands), Delay (0~140ms), Routing		FOH/MAIN, MONITOR, DJ, LIVE MUSIC, SPEECH, OFF
Protection	Speaker	Clip limiting, Integral Power Protection, DC-fault		Output over voltage, Integral Power Protection, DC-fault
	Amplifier	Thermal, Output over current		Thermal, Output over current
	Power Supply	Thermal, Output over voltage, Output over current		Thermal, Output over voltage, Output over current
Connectors	Analog Input	Combo x2		INPUT1: Combo x1, INPUT2: Combo x1
	Analog Output	XLR3-32 x2, CH1/2: THRU or DSP OUT		OUTPUT1 : XLR3-32 THRU, OUTPUT2: XLR3-32 THRU or DSP OUT
	Bluetooth®	-		Ver.5.0, A2DP (SBC, AAC), Class 1
	Digital I/O (-D model only)	etherCON CAT5e x2 (Daisy Chain), 2 IN/2 OUT (Fs: 44.1k, 48k, 88.2k, 96k) and Remote Control, 1000BASE-T		-
	USB	USB2.0 Host 5V 500mA, for DATA storage/load		-
	AC IN	IEC AC inlet x1 (V-Lock)		IEC AC inlet x1
Analog Input Impedance		20kΩ		INPUT1: 20kΩ (balance) 10kΩ (unbalance), INPUT2:6kΩ (balance) 3kΩ (unbalance)
Analog Input Sensitivity	(LEVEL: Maximum)	-	-	INPUT1: +0 dBu, INPUT2: LINE: +0 dBu, MIC: -30 dBu
	(LEVEL: Center)	-	-	INPUT1: +10 dBu, INPUT2: LINE: +10 dBu, MIC: -20 dBu
Maximum Analog Input Level		+24dBu		INPUT1: +24 dBu, INPUT2: LINE: +24 dBu, MIC: -6 dBu
Controls		Main knob, HOME(Back), LEVEL x2, THRU/DSP, POWER		LEVEL x2, LINE/MIC, THRU/DSP OUT, POWER
Power Consumption	Idle	40W		35W
	1/8 Power	180W		120W
Power Requirements		Depending on area of purchase; 100V-240V, 50Hz/60Hz		Depending on area of purchase; 100-240 V, 50/60 Hz

*1: Measured peak SPL with pink noise @1m.

*2: Total peak power of individual outputs. Measured by recording the highest peak-to-center voltage produced at minimum load impedance, with protection released.

*3: Total peak power of individual outputs. Measured at minimum load impedance, with protection released.

*4: Measured by recording the highest RMS voltage produced at minimum load impedance, with protection released.

*5: Measured at nominal impedance, with protection activated.

DXR12mk3	DXR10mk3	DXS18mk3	DXS15mk3	DXS12mk3
2-way, Bi-amped Powered Speaker, Bass-reflex				
50Hz - 20kHz		Powered subwoofer, band-pass		
53Hz - 20kHz		32Hz - 120kHz	35Hz - 140kHz	38Hz - 140kHz
H90° x V60°		-	-	-
FIR-X tuning™ (Linear phase FIR filter)				
1.8kHz		-		
134dB SPL		132dB SPL	134dB SPL	133dB SPL
Transducer				
12" Cone		10" Cone	18" Cone	15" Cone
2.5"		3"		
Ferrite		Ferrite		
-		-	-	-
-		-	-	-
-		-	-	-
1.75" Polyimide				
1" Throat Compression Driver				
Ferrite		Ferrite		
Enclosure				
Plastic (PP), Black		Plywood, Durable Polyurea coating, Black		
52°		55°	-	-
366 x 600 x 350mm 14.4" x 23.6" x 13.8"		310 x 502 x 310mm 12.2" x 19.8" x 12.2"	563 x 683 x 721mm 22.2" x 26.9" x 28.4"	480 x 611 x 614 mm 18.9" x 24.1" x 24.2"
17.4kg (38.4 lbs)		14.5kg (32.0 lbs)	51kg (112.4 lbs)	37kg (81.6 lbs)
Side x2		Top x1	Side x2	
Φ35 mm x2 (0° or -7°)		Φ35 mm (Depth 80 mm), M20 (Threaded depth 25 mm)		
Top x 2, Rear x 1 (Fit for M10 x 18 mm Eyebolts), Bottom x2, Side x 2 (Fit for M8 x 25 mm UB-DXR12A)		Top x 2, Rear x 1 (Fit for M8 x 15 mm Eyebolts), Bottom x 2, Side x 2 (Fit for M8 x 25 mm UB-DXR10A)		-
UB-DXR12A		UB-DXR10A		-
SPCVR-DXR123		SPCVR-DXR103		SPCVR-DXS183
-		-		SPCVR-DXS153
-		-		SPCVR-DXS123
-		-		SPW-1
Amplifier & DSP				
Class-D				
2000W (LF:1700W, HF: 300W)				
1300W (LF: 1100W, HF: 200W)				
1000W (LF:850W, HF:150W)				
950W (LF: 850W, HF: 100W)				
Fan cooling, 5 speeds				
32bit / 96kHz Sampling				
OFF, 50Hz ~ 118Hz, 12dB ~ 48dB/oct.				
FOH/MAIN, MONITOR, DJ, LIVE MUSIC, SPEECH, OFF				
Output over voltage, Integral Power Protection, DC-fault				
Thermal, Output over current				
Thermal, Output over voltage, Output over current				
INPUT1: Combo x1, INPUT2: Combo x1				
OUTPUT1 : XLR3-32 THRU, OUTPUT2: XLR3-32 THRU or DSP OUT				
Ver.5.0, A2DP (SBC, AAC), Class 1				
-				
-				
IEC AC inlet x1				
INPUT1: 20kΩ (balance) 10kΩ (unbalance), INPUT2:6kΩ (balance) 3kΩ (unbalance)				
INPUT1: +0 dBu, INPUT2: LINE: +0 dBu, MIC: -30 dBu				
INPUT1: +10 dBu, INPUT2: LINE: +10 dBu, MIC: -20 dBu				
INPUT1: +24 dBu, INPUT2: LINE: +24 dBu, MIC: -6 dBu				
LEVEL x2, LINE/MIC, THRU/DSP OUT, POWER				
35W				
120W				
Depending on area of purchase; 100-240 V, 50/60 Hz				

Specifications

		DHR15M	DHR12M	DHR15	DHR12	DHR10
General						
System Type		2-way, Bi-amped Powered Speaker, Bass-reflex				
Frequency Range (-10dB)		50Hz-20kHz	55Hz-20kHz	44Hz-20kHz	48Hz-20kHz	52Hz-20kHz
Coverage Angle		H65° x V75°	H90° x V90°	H90° x V60°	H90° x V60° (Rotatable)	H90° x V60° (Rotatable)
Crossover	Type	FIR-X tuning™ (Linear phase FIR filter)				
	Frequency	1.8kHz	1.8kHz	1.8kHz	1.8kHz	1.9kHz
Maximum SPL*1		131dB SPL	129dB SPL	131dB SPL	130dB SPL	128dB SPL
Transducer						
LF	Diameter	15" Cone	12" Cone	15" Cone	12" Cone	10" Cone
	Voice Coil	3"		2.5"		2"
	Magnet	Ferrite				
HF	Diaphragm (DXL1K:Diameter)	1.75" PET		1.4" PET		
	Type	1" Throat Compression Driver, Coaxial		1" Throat Compression Driver		
	Magnet	Ferrite				
Enclosure						
Material, Finish, Color		Plywood, Durable Polyurea coating, Black				
Floor Monitor Angle		57°		-		
Dimensions (W x H x D, with rubber feet)		642 x 369 x 505mm 25.3" x 14.5" x 19.9"	500 x 343 x 454mm 19.7" x 13.5" x 17.9"	432 x 692 x 405mm 17.0" x 27.2" x 15.9"	359 x 578 x 340mm 14.1" x 22.8" x 13.4"	305 x 494 x 300mm 12.0" x 19.5" x 11.8"
Net Weight		23.0 kg (50.7 lbs)	16.5 kg (36.4 lbs)	24.0 kg (52.9 lbs)	19.2 kg (42.3 lbs)	15.0 kg (33.1 lbs)
Handles		Side x2		Side x2	Top x1, Side x2	Top x1
Pole Socket		Φ35 mm x1		Φ35 mm x2 (0° or -7°)		Φ35 mm x1
Rigging Points for eyebolts		-		Top x2, Rear x1 (Fit for M10 x 30 - 50mm Eyebolts)	Top x2, Rear x1 (Fit for M10 x 30-50mm Eyebolts), Bottom x2, Side x2 (Fit for M8 x 55mm UB-DXRDR12)	Top x2, Rear x1 (Fit for M10 x 30-50mm Eyebolts), Bottom x2, Side x2 (Fit for M8 x 55mm UB-DXRDR10)
Options	Speaker Bracket	-	-	-	UB-DXRDR12	UB-DXRDR10
	Speaker Cover	SPCVR-DHR15M	SPCVR-DHR12M	SPCVR-DHR15	SPCVR-DHR12	SPCVR-DHR10
	Wheel Kit	-				
Amplifier & DSP						
Amplifier Type		Class-D				
Power Rating	Dynamic*2	1000W (LF: 800W, HF: 200W)				700W (LF: 500W, HF: 200W)
	Continuous	465W (LF: 400W, HF: 65W)				325W (LF: 260W, HF: 65W)
Cooling		Fan cooling, 4 speeds				
AD/DA		24 bit / 48 kHz Sampling				
HPF/LPF		OFF, 100, 120Hz 24dB/oct HPF				
DSP control, preset		D-CONTOUR (FOH/MAIN, MONITOR, OFF)				
Protection	Speaker	Clip limiting, Integral Power Protection, DC-fault				
	Amplifier	Thermal, Output over current				
	Power Supply	Thermal, Output over voltage, Output over current				
Connectors	Analog Input	INPUT1: Combo x1, INPUT2: Combo x1 + RCA-pin x2 (Unbalanced)				
	Analog Output	XLR3-32 x 1 (CH1 Parallel Through or CH1+CH2 Mix)				
	AC IN	IEC AC inlet x1				
Analog Input Impedance		INPUT1 (XLR, TRS Phone) : 3kΩ, INPUT2 (XLR, TRS Phone, RCA Pin) : 10kΩ				
Analog Input Sensitivity	(LEVEL: Maximum)	INPUT1 : LINE= 0dBu / MIC= -32dBu, INPUT2= 0dBu				
	(LEVEL: Center)	INPUT1 : LINE= +10dBu / MIC= -22dBu, INPUT2= +10dBu				
Maximum Analog Input Level		INPUT1 : LINE= +24dBu, MIC: -8dBu, INPUT2 : +24dBu				
Controls		LEVEL x2, LINE/MIC, HPF, D-CONTOUR, THRU/MIX, POWER				
Power Consumption	Idle	18W				
	1/8 Power	74W				60W
Power Requirements		100V, 110-120V, 220-240V, 110V/127V/220V(Brazil), 50/60Hz				

*1: Measured peak SPL with pink noise @1m.


*2: Total peak power of individual outputs (AC 120V, 25°C). This value was measured at minimum load impedance, with protection released.

*3: These values apply to XLR connectors.

		DBR15	DBR12	DBR10	DXL1K
General					
System Type		2-way, Bi-amped Powered Speaker, Bass-reflex			Powered subwoofer with a line array speaker
Frequency Range (-10dB)		50Hz - 20kHz	52Hz - 20kHz	55Hz - 20kHz	37 Hz - 20 kHz
Coverage Angle		H90° x V60°			H170° x V30°
Crossover	Type	FIR-X tuning™ (Linear phase FIR filter)			
	Frequency	2.1kHz	2.1kHz	2.1kHz	240Hz
Maximum SPL		132dB SPL	131dB SPL	129dB SPL	125dB SPL
LF	Diameter	15" Cone	12" Cone	10" Cone	12" Cone
	Voice Coil	2.5"	2"		2.5"
	Magnet	Ferrite			
HF	Diaphragm (DXL1K:Diameter)	1.4" PET		1" PET	
	Type	1" Throat Compression Driver			
	Magnet	Ferrite			
Enclosure					
Material, Finish, Color		Plastic, Black			Plastic, Black
Floor Monitor Angle		50° Symmetrical		50°	
Dimensions (W x H x D, with rubber feet)		455 x 700 x 378mm 17.9" x 27.6" x 14.9"	376 x 601 x 348mm 14.8" x 23.7" x 13.7"	308 x 493 x 289mm 12.1" x 19.4" x 11.4"	334 x 2,000 x 418 mm 13.2" x 78.7" x 16.5"
Net Weight		19.3 kg (42.6 lbs)	15.8 kg (34.8 lbs)	10.5 kg (23.2 lbs)	23.0 kg (50.7 lbs)
Handles		Side x2		Top x1	Top of powered subwoofer x 1
Pole Socket		Φ35 mm			
Rigging Points for eyebolts		M8 x3 (Bottom x2, Rear x1, L:15mm)		M8 x2 (Bottom x2, L:15mm)	
Options	Speaker Bracket	-			-
	Speaker Cover	SPCVR-1501	SPCVR-1201	SPCVR-1001	(Included in the package)
	Wheel Kit	-			DL-SLP1K (dedicated dolly)
Amplifier & DSP					
Amplifier Type		Class-D			
Power Rating	Dynamic*2	1000W (LF: 800W, HF: 200W)		700W (LF: 500W, HF: 200W)	1100W (LF: 500W, HF: 600W)
	Continuous	465W (LF: 400W, HF: 65W)		325W (LF: 260W, HF: 65W)	650W (LF: 325W, HF: 325W)
Cooling		Fan cooling, 4 speeds			
AD/DA		24 bit / 48 kHz Sampling			
HPF/LPF		OFF, 100, 120Hz 24dB/oct HPF			
DSP control, preset		D-CONTOUR (FOH/MAIN, MONITOR, OFF)			MODE (SPEECH/MUSIC/CLUB)
Protection	Speaker	Clip limiting, Integral Power Protection, DC-fault			
	Amplifier	Thermal, Output over current			
	Power Supply	Thermal, Output over voltage, Output over current			
Connectors	Analog Input	INPUT1: Combo x1, INPUT2: Combo x1 + RCA-pin x2 (Unbalanced)			INPUT1: Combo x1 (mic/line), INPUT2: Combo x1 (line), LINK IN: XLR x1
	Analog Output	XLR3-32 x 1 (CH1 Parallel Through or CH1+CH2 Mix)			LINK OUT: XLR x1
	AC IN	IEC AC inlet x1			
Analog Input Impedance		INPUT1: LINE= 12kΩ / MIC= 8kΩ, INPUT2&3: L-R= 40kΩ, MONO= 20kΩ			
Analog Input Sensitivity	(LEVEL: Maximum)	INPUT1 : LINE= 0dBu / MIC= -32dBu, INPUT2= 0dBu			
	(LEVEL: Center)	INPUT1 : LINE= +10dBu / MIC= -22dBu, INPUT2= +10dBu			
Maximum Analog Input Level		INPUT1 : LINE= +24dBu, MIC: -8dBu, INPUT2 : +24dBu			
Controls		LEVEL x2, LINE/MIC, HPF, D-CONTOUR, THRU/MIX, POWER			
Power Consumption	Idle	18W			
	1/8 Power	74W		60W	91W
Power Requirements		100V, 110-120V, 220-240V, 110V/127V/220V(Brazil), 50/60Hz			

Optional Brackets

U Bracket



UB-DXR15A

UB-DZR15H

Model	Compatible Speakers
UB-DXRDRHR10A	DXR10 mk3, DXR10 mkII, DXR10, DHR10
UB-DXRDRHR12A	DXR12 mk3, DXR12 mkII, DXR12, DHR12
UB-DXR15A	DXR15 mk3, DXR15 mkII, DXR15
UB-DZR10H/V	DZR10/10-D, DZR10W/10-DW
UB-DZR12H/V	DZR12/12-D, DZR12W/12-DW
UB-DZR15H/V	DZR15/15-D, DZR15W/15-DW

*You can use the U-bracket in combination with optional brackets sold separately.
For more information, visit the following Yamaha Pro Audio website.
<https://www.yamahaproaudio.com/>

Functional Speaker Covers

Introducing Yamaha's newly designed functional speaker covers that allow use and protect your speakers from unfavorable weather conditions during outdoor performances, dusty and dirty warehouse storage, or the rigors of equipment transport on the road.



SPCVR-DXR153



SPCVR-DXS183



SPCVR-DHR15



SPCVR-DHR15M

Optional Wheel kit

For more fast and convenient setup of your subwoofers, optional wheels are available, featuring radial ball bearings that ensure quiet during your performance.

Model	Compatible Speakers
SPW-1	DXS18XLF/18XLF-D, DXS18XLFW/18XLF-DW, DXS15XLF/15XLF-D, DXS15XLFW/15XLF-DW, DXS18 mk3, DXS15 mk3, DXS12 mk3, DXS18, DXS15 mkII, DXS12 mkII



YAMAHA CORPORATION
P.O.BOX1, Hamamatsu Japan

<http://www.yamahaproaudio.com/>

*All specifications are subject to change without notice.
*All trademark and registered trademarks are property of their respective owners.